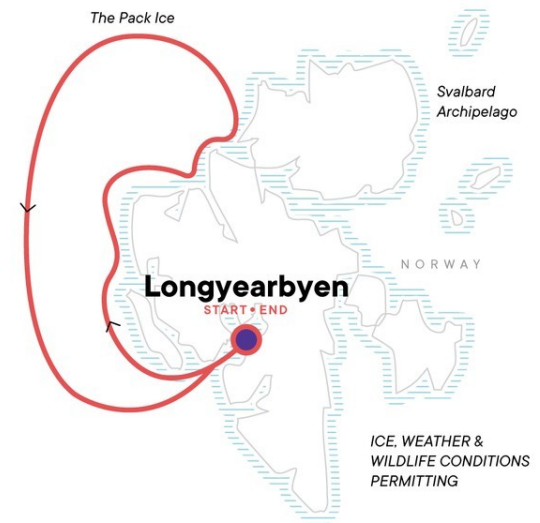




REALM OF THE POLAR BEAR - 8 DAYS CRUISE - FROM LONGYEARBYEN TO LONGYEARBYEN

From close-up encounters with icebergs and glaciers to the region's plentiful wildlife, this is a voyage of non-stop highlights. Always on the lookout for wildlife that live in this polar wilderness, you'll explore this landscape not only by ship but also on foot and via Zodiac. Roaming polar bears, lounging seals, grazing reindeer, and colonies of birds all co-exist in this harsh land we dare only to explore a few months of the year.



ITINERARY

Day 1 Longyearbyen/Svalbard

Transfer from Longyearbyen to the Expedition for a late afternoon embarkation.

Please make sure you drop your checked luggage off at the meeting point between 9am - 12pm. A local representative will be in the luggage storage room. They can provide general information about the town or your embarkation process.



All passengers will be transferred to the ship as a group for embarkation at 4pm. Please ensure that for embarkation you have your passport accessible (not in your luggage which is being transferred separately to the ship).

Days 2-7 Svalbard

This voyage is spent travelling in the world in which the polar bear survives. Our wildlife viewing opportunities are enhanced by exploring as many remote areas as possible. Spotting wildlife like the Arctic fox, Svalbard reindeer, and land or sea birds can be difficult, but well worth the effort. Ice and weather conditions permitting we can explore near sea ice, through fjords that lead to glaciers and icebergs, and discover bird nesting colonies, all from the platform of the ship. Alternatively, hop in a Zodiac to explore more closely, or be brought to land to visit historical sites and experience the tundra. We are always on the lookout for wildlife, ranging from endangered and rare polar species to sea mammals and birds. And, of course, we'll have our eyes peeled for polar bears - they can be found all throughout this region, but finding them can require patience and persistence. Come join us in the search!

Early-season voyages often provide the greatest opportunity to see large ice floes in the Arctic pack ice, which usually means excellent wildlife viewing. Later in the season, the group can cover more territory, which may allow the chance to explore more of the archipelago. This can lead into the less explored regions, or the continental edges where large whales are attracted by nutrient rich upwellings.

Each day will be planned to take advantage of local ice and

weather conditions. Distances are relatively short in the Archipelago and as there are no ocean crossings, the seas are normally calm. During these six days visit ice covered seas, fjords with breathtaking mountain scenery and glaciers flowing into the sea.

Possibility to cruise in Zodiacs along the ice edge viewing seals or walrus, in fjords with glaciers spilling down to the sea or in front of spectacular seabird cliffs.

The evening of our last full day of adventure will find the expedition ship anchored off Longyearbyen.

Day 8 Svalbard/Longyearbyen

On the departure day, there will be transfers available to the Longyearbyen airport for all passengers with flights scheduled.

Please note:

Itineraries are subject to change.



The Small Cruise Ship Collection

www.small-cruise-ships.com

small-cruise-ships.com

info@small-cruise-ships.com

YOUR SHIP: EXPEDITION

YOUR SHIP:

Expedition

available Gym

VESSEL TYPE:

LENGTH:

PASSENGER CAPACITY:

BUILT/REFURBISHED:



The MS Expedition provides an intimate small-ship cruising experience. Completely refurbished in 2009, she boasts spacious cabins, each featuring ocean-facing windows or portholes and private en-suite facilities. Large common areas and observation decks provide panoramic views of the distinctive landscapes of some of the world's most remote regions. The Expedition's spacious confines can hold up to 140 passengers. You will be given a free expedition parka jacket on all Polar voyages on board MS Expedition Fast - spend less time in transit and more time exploring Sturdy - excellent stability and performance in rough weather Safe - designed with safety in mind Responsible - environmental policies that meet and exceed industry regulations Facilities and Amenities 360° Top Observation Deck All cabins with private ensuite and outside views Raised Forward Observation Deck Large fleet of Zodiacs with four stroke engines Complimentary Wellington Boots for duration of your cruise Complimentary destination guides for every passenger Large headed Mud Room Lonely Planet Library Discovery Lounge Fine dining - international cuisine in one sitting Large aft deck with barbeque facilities Polar Bear Pub Gift Shop Medical Clinic Sauna Computer Room with internet where



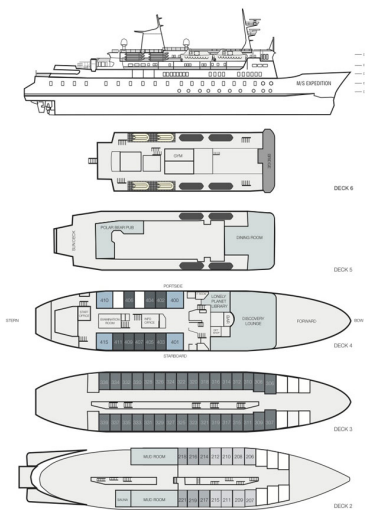
The Small Cruise
Ship Collection

www.small-cruise-ships.com

small-cruise-ships.com

info@small-cruise-ships.com


INSIDE YOUR SHIP




Cabin Categories
* Category 1: 1 upper berth, 2 lower berths. Full ensuite washroom. Porthole view.
* Category 2: 2 lower berths. Full ensuite washroom. Porthole view.
* Category 3: 2 lower berths. Full ensuite washroom. Window view.
* Category 4: 2 lower berths. Full ensuite washroom. Window view.
* Category 5: Queen bed. Lounge area. Full ensuite washroom. Large window views.



Deluxe Twin



Lower Deck Twin



Main Deck Porthole Twin



Main Deck Triple



Main Deck Window Twin
Suite Double

Owners Suite Double
Superior Twin



The Small Cruise
Ship Collection

www.small-cruise-ships.com

small-cruise-ships.com

info@small-cruise-ships.com

PRICING

19-Jun-2026 to 26-Jun-2026

Owners Suite Double	£11245 GBP pp
Suite Double	£10935 GBP pp
Deluxe Twin	£10395 GBP pp
Main Deck Window Twin	£9239 GBP pp
Superior Twin	£9935 GBP pp
Main Deck Porthole Twin	£8779 GBP pp
Lower Deck Twin	£8315 GBP pp
Main Deck Triple	£7239 GBP pp

06-Jul-2026 to 13-Jul-2026

Owners Suite Double	£11245 GBP pp
Suite Double	£10935 GBP pp
Deluxe Twin	£10395 GBP pp
Main Deck Window Twin	£9239 GBP pp
Main Deck Porthole Twin	£8779 GBP pp
Lower Deck Twin	£8315 GBP pp
Superior Twin	£9935 GBP pp
Main Deck Triple	£7239 GBP pp

13-Jul-2026 to 20-Jul-2026

Owners Suite Double	£11245 GBP pp
Suite Double	£10935 GBP pp
Deluxe Twin	£10395 GBP pp
Main Deck Window Twin	£9239 GBP pp
Lower Deck Twin	£8315 GBP pp
Main Deck Triple	£7239 GBP pp
Superior Twin	£9935 GBP pp
Main Deck Porthole Twin	£8779 GBP pp

20-Jul-2026 to 27-Jul-2026

Superior Twin	£9935 GBP pp
Main Deck Porthole Twin	£8779 GBP pp
Lower Deck Twin	£8315 GBP pp
Owners Suite Double	£11245 GBP pp
Suite Double	£10935 GBP pp
Deluxe Twin	£10395 GBP pp
Main Deck Window Twin	£9239 GBP pp
Main Deck Triple	£7239 GBP pp



The Small Cruise
Ship Collection

www.small-cruise-ships.com

01432 507 280 (within UK)

info@small-cruise-ships.com | small-cruise-ships.com



The Small Cruise
Ship Collection

www.small-cruise-ships.com

small-cruise-ships.com

info@small-cruise-ships.com

PRICING

27-Jul-2026 to 03-Aug-2026

Owners Suite Double	£11245 GBP pp
Suite Double	£10935 GBP pp
Deluxe Twin	£10395 GBP pp
Superior Twin	£9935 GBP pp
Main Deck Window Twin	£9239 GBP pp
Main Deck Porthole Twin	£8779 GBP pp
Lower Deck Twin	£8315 GBP pp
Main Deck Triple	£7239 GBP pp



The Small Cruise
Ship Collection

www.small-cruise-ships.com

01432 507 280 (within UK)

info@small-cruise-ships.com | small-cruise-ships.com