

The Small Cruise Ship Collection

www.small-cruise-ships.com

small-cruise-ships.com

info@small-cruise-ships.com

QUEST FOR THE ANTARCTIC CIRCLE - 14 DAY EXPEDITION FROM USHUAIA

A massive rookery of penguins shuffles across a frozen shore; a pod of whales glides through frigid waters; dramatic landscapes float off in the distance - welcome to Antarctica. Join us on a voyage of discovery to our planet's last frontier - a mysterious and virtually pristine paradise. Our ice-strengthened expedition ship is ideally suited to cruising this icy wilderness, and her expert staff are on hand to ensure you'll fully appreciate all the majesty you encounter. Sail the Drake Passage past the South Shetland Islands, then really explore the western coast of the Antarctic Peninsula. Prepare yourself for an adventure like no other - more like a private expedition than a traditional cruise.



ITINERARY

Day 1 Ushuaia

Arrive in Ushuaia at any time. Enjoy the sights and sounds of the world's most southerly city. Arrival transfer is included. There will be a welcome desk in the lobby of the start hotel that will provide more specific information on the MS Expedition.

Day 2 Ushuaia/Drake Passage

Enjoy a free morning in Ushuaia. Do any last minute shopping, explore the town or the surrounding countryside. Embarkation on

The Small Cruise Ship Collection

www.small-cruise-ships.com

01432 507 280 (within UK)

info@small-cruise-ships.com | small-cruise-ships.com



The Small Cruise Ship Collection

www.small-cruise-ships.com

small-cruise-ships.com

info@small-cruise-ships.com

the MS Expedition begins in the afternoon at the port in Ushuaia. Enjoy the evening sailing through the Beagle Channel. Expedition travel can be full of surprises! While it is our intention of adhere to the itinerary described below, there is a certain amount of flexibility built into the itinerary and on occasion it may be necessary, or desirable to make alterations. On the first day onboard, the Expedition Leader will give an expedition overview outlining what the specific plans are for the trip.

[Days 3-4 Drake Passage/South Shetland Islands](#)

The adventure begins with a 800km (497 mi) crossing of the passage named in honour of 16th-century English sea captain and privateer Sir Francis Drake. The ship is at home in this part of the Southern Ocean. Enjoy daily lectures from the expedition team and keep an eye out for sightings of icebergs, whales, and albatross following in the Expedition's wake. The M/S Expedition is at home in this part of the Southern Ocean, known for the unimpeded never ending fetch of the winds that encircle the Antarctic. As the Expedition crosses the passage there will be time to become acquainted with the ship and frequent the common areas that include the lounge, dining hall, library and lecture hall where we meet our guides, ship's crew and expedition staff. Begin lectures and information sessions to learn the extraordinary human and natural history of the Antarctic region.

[Days 5-6 South Shetland Islands/Antarctic Peninsula](#)

Encounter some of the region's unique wildlife and awe-inspiring scenery while setting foot on the Antarctic continent. Attempt two shore landings per day (weather permitting) and encounter gentoo, chinstrap, and Adelie penguin rookeries; Weddell, crabeater, and leopard seals; and orca, humpback, and minke whales in the cold Antarctic waters. This is what we've all been

waiting for - a chance to step foot on the Great White Continent! Over the next four days the Expedition will navigate southwards making stops in the South Shetland Islands then through the Bransfield Strait and to the Antarctic Peninsula. Our goal is to attempt two excursions per day while navigating through the area but our itinerary and daily schedule will be based on the local weather and ice conditions. The peninsula also has a remarkable human history; during the voyage, learn about some of the most important and dramatic expeditions to this remote corner of the world.

[Days 7-8 Antarctic Peninsula/Antarctic Circle](#)

With a close eye on weather conditions, set off southward along the western coast of the Antarctic Peninsula. Passing colossal icebergs and countless colonies of penguins, push on with the goal in mind - crossing the Antarctic Polar Circle. Few travelers have ventured this far south, but with our fully equipped ice-strengthened vessel and favourable sea conditions, the Expedition can access many remote locations other ships just can't reach. Expedition travel can be full of surprises! While it is our intention of adhere to the itinerary described below, there is a certain amount of flexibility built into the itinerary and on occasion it may be necessary, or desirable to make alterations

[Days 9-11 Antarctic Circle/Drake Passage](#)

Turn north for the first time to continue exploring the Antarctic Peninsula and South Shetland Islands. Continue our exploration of the peninsula and the then into the South Shetland while moving North again. Keeping a close eye out for wildlife there might be opportunities to do some whale watching or even go for a polar plunge in the Southern waters.

[Day 12 Drake Passage](#)

The Small Cruise Ship Collection

www.small-cruise-ships.com

01432 507 280 (within UK)

info@small-cruise-ships.com | small-cruise-ships.com



Leave Antarctica and head north across the Drake Passage. In between bird watching and whale watching and enjoying some final lectures by the expedition staff, this is a chance to relax and review the adventures of the past week before returning to Ushuaia. Remember, the best way to experience the wildlife of the Drake Passage is to be on deck keeping a look out for Albatross, Prions and Whales!

Day 13 Drake Passage/Ushuaia

Begin your journey to your home port of Ushuaia. Review the highlights of your Antarctic experience with our lecturers and staff, and keep your eyes open on the observation deck for some last-minute whale sightings.

Day 14 Ushuaia

Disembark the G Expedition after breakfast.

Please Note:

While it is our intention to adhere to the route described below, there is a certain amount of flexibility built into the itinerary and on occasion it may be necessary, or desirable to make alterations. The itinerary is brief, as we never know exactly where our journey will take us. Due to our style of travel and the regions we visit, travel can be unpredictable.

The Small Cruise Ship Collection

www.small-cruise-ships.com

small-cruise-ships.com

info@small-cruise-ships.com

YOUR SHIP: EXPEDITION

YOUR SHIP:

Expedition

available Gym

VESSEL TYPE:

LENGTH:

PASSENGER CAPACITY:

BUILT/REFURBISHED:

The MS Expedition provides an intimate small-ship cruising experience. Completely refurbished in 2009, she boasts spacious cabins, each featuring ocean-facing windows or portholes and private en-suite facilities. Large common areas and observation decks provide panoramic views of the distinctive landscapes of some of the world's most remote regions. The Expedition's spacious confines can hold up to 140 passengers. You will be given a free expedition parka jacket on all Polar voyages on board MS Expedition Fast - spend less time in transit and more time exploring Sturdy - excellent stability and performance in rough weather Safe - designed with safety in mind Responsible - environmental policies that meet and exceed industry regulations Facilities and Amenities 360° Top Observation Deck All cabins with private ensuite and outside views Raised Forward Observation Deck Large fleet of Zodiacs with four stroke engines Complimentary Wellington Boots for duration of your cruise Complimentary destination guides for every passenger Large headed Mud Room Lonely Planet Library Discovery Lounge Fine dining - international cuisine in one sitting Large aft deck with barbeque facilities Polar Bear Pub Gift Shop Medical Clinic Sauna Computer Room with internet where



The Small Cruise Ship Collection
www.small-cruise-ships.com

01432 507 280 (within UK)

info@small-cruise-ships.com | small-cruise-ships.com

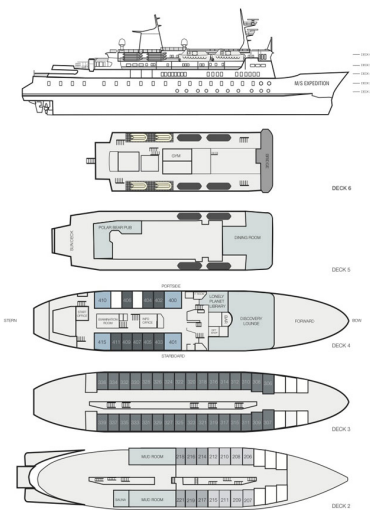
The Small Cruise Ship Collection

www.small-cruise-ships.com

small-cruise-ships.com

info@small-cruise-ships.com

INSIDE YOUR SHIP




Cabin Categories

- * Category 1: 1 upper berth, 2 lower berths. Full ensuite washroom. Porthole view.
- * Category 2: 2 lower berths. Full ensuite washroom. Porthole view.
- * Category 3: 2 lower berths. Full ensuite washroom. Window view.
- * Category 4: 2 lower berths. Full ensuite washroom. Window view.
- * Category 5: Queen bed. Lounge area. Full ensuite washroom. Large window views.

Deluxe




Lower Deck Twin



Main Deck Twin Porthole

Main Deck Twin Window



Owners Suite

Suite

Superior

Triple





The Small Cruise Ship Collection

www.small-cruise-ships.com

small-cruise-ships.com

info@small-cruise-ships.com

PRICING

21-Dec-2026 to 03-Jan-2027

Lower Deck Twin	£11481 GBP pp
Main Deck Twin Porthole	£12212 GBP pp
Main Deck Twin Window	£12599 GBP pp
Superior	£13459 GBP pp
Suite	£14706 GBP pp
Owners Suite	£15136 GBP pp
Triple	£10621 GBP pp
Deluxe	£14319 GBP pp

08-Feb-2027 to 21-Feb-2027

Suite	£13588 GBP pp
Superior	£12470 GBP pp
Main Deck Twin Window	£11567 GBP pp
Deluxe	£13287 GBP pp
Main Deck Twin Porthole	£11094 GBP pp
Owners Suite	£13975 GBP pp
Lower Deck Twin	£10449 GBP pp
Triple	£9503 GBP pp

20-Feb-2027 to 05-Mar-2027

Lower Deck Twin	£10277 GBP pp
Deluxe	£12857 GBP pp
Suite	£13115 GBP pp
Superior	£12126 GBP pp
Main Deck Twin Porthole	£10793 GBP pp
Main Deck Twin Window	£11180 GBP pp
Triple	£9288 GBP pp
Owners Suite	£13502 GBP pp