



The Small Cruise
Ship Collection

www.small-cruise-ships.com



small-cruise-ships.com

info@small-cruise-ships.com

DISCOVER SVALBARD AND THE NORWEGIAN ARCTIC: CRUISE FROM TROMSO TO LONGYEARBYEN

This Arctic expedition begins in Tromsø, the historic gateway to the high north, and sails along Norway's rugged coast to North Cape near Skarsvåg, where seabird colonies crowd dramatic cliffs at the edge of the continent. From here the voyage continues deep into the Svalbard archipelago, exploring remote fjords, tundra landscapes and vast fields of drifting sea ice that form the hunting grounds of polar bears and habitat for walrus, reindeer and Arctic fox. The journey concludes in Longyearbyen on Spitsbergen, one of the world's northernmost settlements, surrounded by glacier-carved mountains and wildlife-rich polar waters.



The Small Cruise
Ship Collection

www.small-cruise-ships.com

01432 507 280 (within UK)

info@small-cruise-ships.com | small-cruise-ships.com

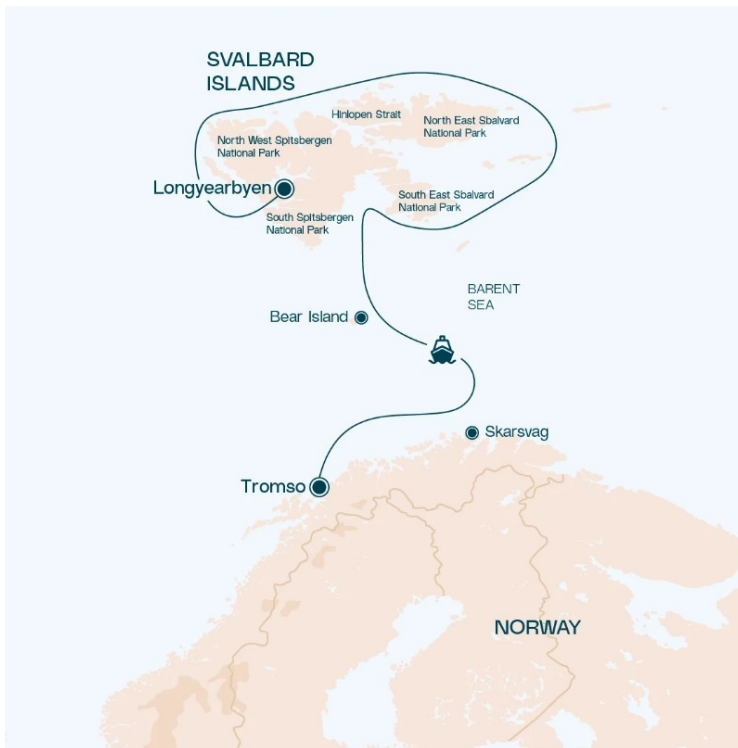
The Small Cruise Ship Collection

www.small-cruise-ships.com



small-cruise-ships.com

info@small-cruise-ships.com



ITINERARY

Days 0 - 1 Pre Cruise & Tromsø

The Arctic gateway, Tromsø at 69 degrees north, is renowned for the midnight sun in summer and the Northern Lights in winter. The Arctic Cathedral, with stained-glass windows, hosts midnight concerts. The Fjellheisen cable car offers panoramic views from Mount Storsteinen, while the historic centre features old wooden houses. The Polar Museum chronicles early polar explorations, and the thriving Alpine Botanic Garden adds to Tromsø's charm.

Day 2 Skarsvag (Nordkapp)

Skarsvag, Europe's northernmost fishing village on Magerøya Island, is a short journey from Nordkapp (North Cape)--Europe's

northernmost point above the Arctic Circle, marked by a striking globe monument. Only Svalbard stands between here and the North Pole. Along the coast, Atlantic puffin colonies and over a million seabirds nest, including arctic skuas, razorbills, northern gannets, white-tailed eagles, common eider ducks and great cormorants.

Day 2 Cruising North Cape

North Cape (Nordkapp), the northernmost tip of Europe in Norway, where the Arctic Ocean meets the rugged coast, is a majestic headland that has fascinated explorers for centuries. Cruising to North Cape promises an awe-inspiring encounter with nature's grandeur and a glimpse into the Arctic's captivating allure. In summer, North Cape basks in the ethereal glow of the midnight sun, a surreal phenomenon where the sun never fully sets.

Days 3-10 Svalbard

Svalbard is the kingdom of the polar bears, deep in the Arctic Circle, featuring varied polar landscapes and gargantuan glaciers. Beyond magnificent fjords in the north, the remaining sea ice serves as prime hunting grounds for polar bears. Closer to Longyearbyen, tundra and beaches replace snow and ice. Alongside 600 polar bears, this Arctic hotspot is home to walrus, Svalbard reindeer, ringed seals and arctic fox

Days 10-11 Longyearbyen

The world's most northerly town, Longyearbyen, on Spitsbergen, Svalbard's largest island, also claims the most northerly high street and pub. It's home to The North Pole Expeditions Museum chronicling early pole-reaching efforts by air. Arctic waters around are populated by whales, including bowheads and narwhals, while walrus are regularly seen hauling out.

The Small Cruise Ship Collection

www.small-cruise-ships.com

01432 507 280 (within UK)

info@small-cruise-ships.com | small-cruise-ships.com



The Small Cruise Ship Collection

www.small-cruise-ships.com



small-cruise-ships.com

info@small-cruise-ships.com

Please note:

Itineraries are subject to change.



The Small Cruise Ship Collection

www.small-cruise-ships.com

01432 507 280 (within UK)

info@small-cruise-ships.com | small-cruise-ships.com



The Small Cruise Ship Collection

www.small-cruise-ships.com



small-cruise-ships.com

info@small-cruise-ships.com

YOUR SHIP: DIANA

YOUR SHIP: Diana

VESSEL TYPE:

LENGTH:

PASSENGER CAPACITY:

BUILT/REFURBISHED:

Launched in 2023, SH Diana provides elegant and spacious 5-star accommodation for 192 guests in 96 spacious staterooms and suites, the vast majority with large balconies. Operated by an onboard team of 140 she provides a high level of personal service, exploring the Mediterranean and its famous sites of antiquity. Now sit back, relax and take a moment to get to know this amazing new ship, purpose-designed for our unique cultural expedition cruises. Named after the Ancient Roman goddess of light, the moon, hunting and the wilderness, SH Diana been specially designed for worldwide cruising to explore the most inspiring and inaccessible places on earth. Building on the outstanding amenities of her sister ships, she adds a dedicated Multifunctional Room next to the Observation Lounge, a Private Dining Room for special occasions, and two tenders which bring guests a comfortable alternative to Zodiacs for expedition landings. A Polar Class 6 ice-strengthened hull combines with extra-large stabilisers to make your journey as comfortable as possible. SH Diana has been designed for immersive experiences, with extensive outside deck areas, multiple observation points and bright, open and relaxing public spaces with unobstructed views. The pleasure and safety of our

guests is paramount at all times, cared for by our attentive crew and seasoned expedition leaders. Cutting edge hygiene technology protects the health of all on board to the highest standards and includes air conditioning with UV sanitisation systems. SH Diana's 96 staterooms, including 11 suites, are each a superbly comfortable home from home and all feature panoramic sea views, a flame-effect fireplace, original works of art, plush couches, premium pocket sprung mattresses, en-suite bathrooms with glass-enclosed rain showers, and Egyptian cotton towels, bathrobes and sheets. A pillow menu offers customised head and neck comfort during rest, while a large flat screen TV, espresso machine with Illy premium coffee, tea making facilities with the finest Kusmi teas, and a minibar with refreshments enhance relaxation at any time. In-room dining is of course available at all hours. Wheelchair access Guests who use wheelchairs must bring their own, as we have only a small number of wheelchairs stored onboard for emergencies. To ensure ease of movement on the ship, wheelchairs and mobility aids must be no wider than 65cm. All mobility or medical equipment brought on board must be capable of being carried safely and must be declared before sailing. To ensure that all guests can safely evacuate during an emergency, guests requiring a wheelchair can only be accommodated in our ADA-accessible cabins. We offer an Oceanview and a Balcony stateroom on Diana. These staterooms are specifically designed to be completely ADA compliant and have a fully operable wheelchair-access wet unit. Diana has two lifts, serving every passenger deck apart from the Stargazing top deck, which is, therefore, more difficult to access, as are the Aft Marina and



The Small Cruise Ship Collection
www.small-cruise-ships.com

01432 507 280 (within UK)

info@small-cruise-ships.com | small-cruise-ships.com



The Small Cruise Ship Collection

www.small-cruise-ships.com

small-cruise-ships.com

info@small-cruise-ships.com

Swan's Nest forward observation platform. Also, we don't have special equipment to access the swimming pool, jacuzzi, or sauna. Otherwise, the ship is entirely at your disposal. Many of the expeditions ashore in remote places are by Zodiac. Boarding these boats and returning aboard can present challenges for wheelchair users, as can navigating uneven terrain. These challenges are by no means always insurmountable, though, and our highly experienced crew is trained to provide reliable advice and assistance. They will make every effort to ensure wheelchair-using guests enjoy a memorable experience at each destination. Our general guidance, however, is to recommend wheelchair users travel with a companion for their ease and enjoyment. If you prefer to remain aboard, our panoramic interiors and ample open decks ensure an immersive, intimate experience of your inspiring



surroundings.

The Small Cruise Ship Collection

www.small-cruise-ships.com

01432 507 280 (within UK)

info@small-cruise-ships.com | small-cruise-ships.com



The Small Cruise Ship Collection

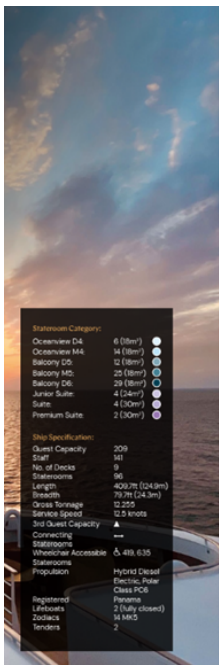
www.small-cruise-ships.com



small-cruise-ships.com

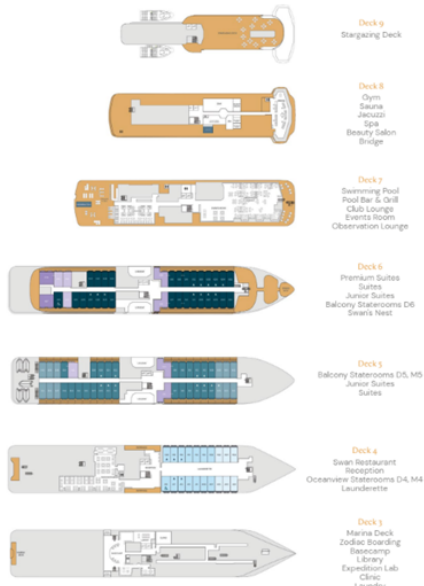
info@small-cruise-ships.com

INSIDE YOUR SHIP



Stateroom Category	
Oceanview D4	6 (88m ²)
Oceanview M4	14 (88m ²)
Balcony D5	12 (88m ²)
Balcony M5	25 (88m ²)
Balcony D6	29 (88m ²)
Junior Suite	4 (124m ²)
Suite	4 (124m ²)
Premium Suite	2 (120m ²)

Ship Specification	
Guest Capacity	209
Crew	101
No. of Decks	8
Staterooms	98
Length	402.7m (1243ft)
Breadth	79.9m (243ft)
Gross Tonnage	12,225
Service Speed	12.5 knots
1st Guest Capacity	A
Connecting	---
Staterooms	5, 491, 635
Wheelchair Accessible	---
Staterooms	---
Propulsion	Hybrid Diesel Electric, Polar Class PC6
Registered	Parents
Lifboats	2 (fully closed)
Deckchairs	14 M/C
Tenders	2



Balcony D5



Balcony D6



Balcony M5



Junior Suite



Oceanview D4



Oceanview M4



Premium Suite

Suite



The Small Cruise Ship Collection

www.small-cruise-ships.com



small-cruise-ships.com

info@small-cruise-ships.com

PRICING

15-Jun-2027 to 26-Jun-2027

Suite	£12905 GBP pp
Junior Suite	£11065 GBP pp
Premium Suite	£14755 GBP pp
Oceanview M4	£7739 GBP pp
Oceanview D4	£7375 GBP pp
Balcony D6	£8855 GBP pp
Balcony M5	£8475 GBP pp
Balcony D5	£8115 GBP pp



The Small Cruise Ship Collection

www.small-cruise-ships.com

01432 507 280 (within UK)

info@small-cruise-ships.com | small-cruise-ships.com